



Independent Auditor's Report

To,
The Board of Governors
KLE TECHNOLOGICAL UNIVERSITY
Vidyanagar, Hubballi

REPORT ON AUDIT OF STANDALONE FINANCIAL STATEMENTS

Opinion

We have audited the accompanying standalone financial statements of **KLE TECHNOLOGICAL UNIVERSITY, HUBBALLI** which comprise the balance sheet as at **31 March 2020** and the statement of Income & Expenditure for the year then ended, and a summary of significant accounting policies and other explanatory information. (Hereinafter referred to as "the standalone financial statements").

In our opinion and to the best of our information and according to the explanations given to us, the aforesaid standalone financial statements give the information required in the manner so required and give a true and fair view in conformity with the accounting principles generally accepted in India, of the State of Affairs of the University as at **March 31, 2020** and **Surplus** in case of Income & Expenditure A/c for the year ended on that date.

Basis for Opinion

We conducted our audit in accordance with the Standards on Auditing (SAs) issued by ICAI our responsibilities under those Standards are further described in the *Auditor's Responsibilities for the Audit of the Financial Statements* section of our report. We are independent of the University in accordance with the Code of Ethics issued by the Institute of Chartered Accountants of India (ICAI) together with the ethical requirements that are relevant to our audit of the standalone financial statements under the provisions of the Act, and the Rules there under, and we have fulfilled our other ethical responsibilities in accordance with these requirements and the ICAI's Code of Ethics. We believe that the audit evidence we have obtained is sufficient and appropriate to provide a basis for our opinion on the standalone financial statements.





Responsibilities of the Board of Governors for the Standalone Financial Statements

The University's Board of Governors are responsible for the fair presentation of the financial statements in accordance with Accounting Standards prescribed by ICAI and the requirements of UGC Act, ("the Act") with respect to the preparation of these standalone financial statements that give a true and fair view of the financial position and financial performance of the University in accordance with the accounting principles generally accepted in India, including the accounting Standards issued by ICAI. This responsibility also includes maintenance of adequate accounting records in accordance with the provisions of the Act for safeguarding of the assets of the University and for preventing and detecting frauds and other irregularities; selection and application of appropriate implementation and maintenance of accounting policies; making judgments and estimates that are reasonable and prudent; and design, implementation and maintenance of adequate internal financial controls, that were operating effectively for ensuring the accuracy and completeness of the accounting records, relevant to the preparation and presentation of the financial statement that give a true and fair view and are free from material misstatement, whether due to fraud or error.

In preparing the financial statements, the Board of Governors are responsible for assessing the University's ability to continue as a going concern, disclosing as applicable the matters related to going concern and using the going concern basis of accounting unless the Board of Governors either intends to liquidate the University or to cease operations, or has no realistic alternative but to do so.

The Board of Governors are also responsible for overseeing the University's financial reporting process.

Auditor's Responsibilities for the Audit of the Standalone Financial Statements

Our objectives are to obtain reasonable assurance about whether the financial statements as a whole are free from material misstatement, whether due to fraud or error, and to issue an auditor's report that includes our opinion. Reasonable assurance is a high level of assurance, but is not a guarantee that an audit conducted in accordance with SAs will always detect a material misstatement when it exists. Misstatements can arise from fraud or error and are considered material if, individually or in the aggregate, they could reasonably be expected to influence the economic decisions of users taken on the basis of these financial statements.





As part of an audit in accordance with SAs, we exercise professional judgment and maintain professional scepticism throughout the audit. We also:

- Identify and assess the risks of material misstatement of the standalone financial statements, whether due to fraud or error, design and perform audit procedures responsive to those risks, and obtain audit evidence that is sufficient and appropriate to provide a basis for our opinion. The risk of not detecting a material misstatement resulting from fraud is higher than for one resulting from error, as fraud may involve collusion, forgery, intentional omissions, misrepresentations, or the override of internal control.
- Obtain an understanding of internal financial controls relevant to the audit in order to design audit procedures that are appropriate in the circumstances. We are also responsible for expressing our opinion on whether the University has adequate internal financial controls system in place and the operating effectiveness of such controls.
- Evaluate the appropriateness of accounting policies used and the reasonableness of accounting estimates and related disclosures made by the Board of Governors.
- Conclude on the appropriateness of Board of Governor's use of the going concern basis of accounting and, based on the audit evidence obtained, whether a material uncertainty exists related to events or conditions that may cast significant doubt on the University's ability to continue as a going concern. If we conclude that a material uncertainty exists, we are required to draw attention in our auditor's report to the related disclosures in the standalone financial statements or, if such disclosures are inadequate, to modify our opinion. Our conclusions are based on the audit evidence obtained up to the date of our auditor's report. However, future events or conditions may cause the University to cease to continue as a going concern.
- Evaluate the overall presentation, structure and content of the standalone financial statements, including the disclosures, and whether the standalone financial statements represent the underlying transactions and events in a manner that achieves fair presentation.





- Materiality is the magnitude of misstatements in the standalone financial statements that, individually or in aggregate, makes it probable that the economic decisions of a reasonably knowledgeable user of the financial statements may be influenced. We consider quantitative materiality and qualitative factors in (i) planning the scope of our audit work and in evaluating the results of our work; and (ii) to evaluate the effect of any identified misstatements in the financial statements.
- We communicate with those charged with governance regarding, among other matters, the planned scope and timing of the audit and significant audit findings, including any significant deficiencies in internal control that we identify during our audit.
- We also provide those charged with governance with a statement that we have complied with relevant ethical requirements regarding independence, and to communicate with them all relationships and other matters that may reasonably be thought to bear on our independence, and where applicable, related safeguards.

PLACE: HUBBALLI
DATE: 24/11/2020



**For, CHENNI ASSOCIATES
Chartered Accountants**

CA. SURESH K. CHENNI
Proprietor

M No. 026214 F.R.No. 000622S
UDIN: 20026214AAAAEA9156



SIGNIFICANT ACCOUNTING POLICIES AND NOTES TO ACCOUNTS A; SIGNIFICANT ACCOUNTING POLICIES

1) BASIS OF ACCOUNTING

The accounts are maintained under the historical cost convention on accrual basis as a going concern and in accordance with applicable accounting standards issued by the ICAI. However, salary grant received is accounted on actual receipt basis.

2) FIXED ASSETS AND DEPRECIATION

Fixed assets are stated at cost of acquisition inclusive of inward freight, duties and taxes and incidental and direct expenses related to acquisition {Gross Block}. The Land and Building have been taken from KLE Society, Belgavi under lease. During the year some of the assets are transferred from KLE Society to KLE Technological University in accordance with Govt. Policy, and Assets are accounted at Written down Value of the Assets as per KLE Society's Books as on the Date of Assets transferred. During the year Depreciation is charged as per the Income Tax Act 1961.

3) RECOGNITION OF INCOME

Fees Income is recognized as and when it becomes due, except PhD, Certificate courses, minor Program Students Fees, course re-registration and re-exam related fees etc. which is accounted on receipt basis.

4) INCOME ON INVESTMENTS (INTEREST)

Interest on Fixed Deposits is recognized on accrual basis and taking into account the amount of deposits and due entry at the year end is added to the Fixed Deposits and credited to the Interest account.

5) INCOME ON EMBARKED FUNDS

Interest on Investments of Embarked Funds is credited to Income and Expenditure account and the same proportion is transferred to the respective Embarked Funds.

6) INVESTMENTS

Investments are stated at cost of acquisition.

7) FOREIGN CURRENCY TRANSACTION

Transactions denominated in the Foreign Currency will be accounted for at the exchange rate prevailing at the date of transaction.

8) PROVISIONS, CONTINGENT LIABILITIES AND CONTINGENT ASSETS

- I. Provisions are recognized for liabilities that can be measured only by using a substantial degree of estimation, if
 - a) The institution has a present obligation as a result of a past event.
 - b) A probable outflow of resources is expected to settle the obligation and
 - c) The amount of the obligation can be reliably measured.



Reimbursement expected in respect of expenditure required to settle a provision is recognized only when it is virtually certain that the reimbursement will be received.

II. Contingent Liability is disclosed in the case of.

- a) A present obligation arising from a past event, when it is not probable than an outflow of resources will be required to settle the obligation.
- b) A possible obligation, unless the probability of outflow of resources is remote. Contingent assets are neither recognized nor disclosed.

B; NOTES FORMING PARTS OF ACCOUNTS

- 1) Interest earned on Corpus and other Funds is treated as interest income and such income is credited to Income & Expenditure Account and later some portion is transferred to the respective Funds.
- 2) **Liabilities and Assets**
Balances grouped under Advances recoverable, Advances payable, etc is subject to confirmation from respective parties.
- 3) The university has accounted separately for the grants received from government and assets created there from in the line with the provisions of AS-12. The specific depreciation on their assets is also absorbed against the grants.

PLACE: HUBBALLI
DATE: 24/11/2020

For, CHENNI ASSOCIATES
Chartered Accountants



CA. SURESH K. CHENNI
Proprietor
M No. 026214 F.R.No. 000622S
UDIN: 20026214AAAAEA9156

Financials
KLE Technological University, Hubballi

Income and Expenditure Statement for the Financial year 2019-20
(Includes Capital Expenditures)

Income	Amount (Rs)	Revenue Expenditures	Amount (Rs)	Capital Expenditures	Amount (Rs)
Academic Receipts	68,59,49,541	Staff Payments & Benefits	42,99,19,198	Buildings	11,50,24,270
Grants and Donations	9,99,09,104	Academic Expenses	4,97,46,767	Equipments	95,03,744
Income from Investments	75,46,019	Administrative & General Expenses	6,81,62,522	Computers	27,33,834
Other Incomes	1,64,95,654	Transportation Expenses	11,91,377	Furnitures & Fixtures	1,63,47,791
Grant Received (R & D) - To the extent utilised	21,13,059	Repairs & Maintenance	7,19,37,427	Software	41,17,865
		Finance Costs	1,33,87,478	Books	22,26,306
		Research and Development	1,35,66,090	Assets Created out of Grants (R & D)	21,13,059
		Depreciation	5,86,06,184	Research and Development	57,06,922
Total	81,20,13,377	Total	70,65,17,043	Total	15,77,73,791
		Capital Expenditure Total	15,77,73,791		
To Deficit (Excess of Expenditure over Income)	5,22,77,457				
Grand Total	86,42,90,834	Grand Total	86,42,90,834		

Pooja R. Kundur
Finance Officer
KLE Technological University
Hubballi

Pooja R. Kundur
Registrar
KLE Technological University
Hubballi

As per our report of even date.



Chennai Associates
Chartered Accountants
Suresh K
CA Suresh K Chennai
Proprietor
M NO 26214 FRN 000622S
UDIN:20026214AAAAEA9156

PLACE : HUBBALLI
DATE : 24/11/2020

KLE TECHNOLOGICAL UNIVERSITY
BVB College Campus, Vidyanagar, Hubballi-31

BALANCE SHEET AS ON 31st MARCH 2020

(Amounts in Rs)

A	SOURCE OF FUNDS	Schedule	Current Year	Previous Year
1	UNRESTRICTED FUNDS			
	Corpus	1	12,40,49,424	12,05,46,009
	General Fund	2	49,82,29,655	39,92,45,994
	Designated/Earmarked Funds	3	17,14,56,723	11,37,89,796
2	RESTRICTED FUNDS	4	1,16,41,197	57,29,471
3	LOANS/BORROWINGS	5		
	Secured		14,87,43,855	8,29,46,418
	Unsecured		-	-
4	CURRENT LIABILITIES & PROVISIONS	6	5,43,83,316	6,48,35,975
	TOTAL (A)		1,00,85,04,170	78,70,93,663
B	APPLICATION OF FUNDS			
1	FIXED ASSETS	7		
	Tangible Assets		59,57,08,201	46,87,04,441
	Intangible Assets		2,27,25,591	1,86,07,726
	Capital Work-In -Progress		5,89,14,758	3,22,62,592
2	INVESTMENTS	8		
	Long Term		11,46,00,264	11,17,85,317
	Short Term		-	-
3	CURRENT ASSETS	9	16,89,52,756	13,31,87,602
4	LOANS, ADVANCES & DEPOSITS	10	4,76,02,600	2,25,45,985
	TOTAL (B)		1,00,85,04,170	78,70,93,663

Note :The Accompanying Notes 1 To 10 are an integral part of the Financial Statements

Pooja R. Kumbhar
Finance Officer
KLE Technological University
Hubballi

Pooja R. Kumbhar
Registrar
KLE Technological University
Hubballi

As per our report of even date.
Chenni Associates
Chartered Accountants

Suresh K Chenni
CA Suresh K Chenni
Proprietor
M NO 26214 FRN 000622S
UDIN:20026214AAAAEA9156

PLACE : HUBBALLI
DATE :24/11/2020

KLE TECHNOLOGICAL UNIVERSITY
BVB College Campus, Vidyanagar, Hubballi-31

INCOME AND EXPENDITURE ACCOUNT FOR THE PERIOD ENDING 31-03-2020

(Amounts in Rs)

Sl No	Particulars	Schedule	Unrestricted Funds			Restricted Fund	Current Year (Total)	Previous Year (Total)
			Corpus	Designated Fund	General Fund			
A	INCOME							
	Academic Receipts	11			68,59,49,541		68,59,49,541	62,24,28,696
	Grants and Donations	12			9,99,09,104		9,99,09,104	9,89,10,747
	Income from Investments	13			75,46,019		75,46,019	85,14,527
	Other Incomes	14			1,64,95,654		1,64,95,654	1,11,64,595
	Total(A)		-	-	80,99,00,318	-	80,99,00,318	74,10,18,565
B	EXPENDITURE							
	Staff Payments & Benefits	15			42,99,19,198		42,99,19,198	37,60,23,541
	Academic Expenses	16			4,97,46,767		4,97,46,767	4,93,25,710
	Administrative & General Expenses	17			12,67,68,706		12,67,68,706	11,47,17,800
	Transportation Expenses	18			11,91,377		11,91,377	10,13,361
	Repairs & Maintenance	19			7,19,37,427		7,19,37,427	4,14,47,986
	Finance Costs	20			1,33,87,478		1,33,87,478	94,73,426
	Other Expenses (R & D)	21			1,35,66,090		1,35,66,090	73,67,551
	Total(B)				70,65,17,043		70,65,17,043	59,93,69,376
C	Balance being excess of Income over Expenditure (A-B)		-	-	10,33,83,275	-	10,33,83,275	14,16,49,189
	Transfer to:							
	Rolling Shields & Gold Medals Fund				789		789	-
	Corpus Fund				35,03,416		35,03,416	24,82,218
	University Endowment Fund				8,334		8,334	7,976
	University Development Fund				8,87,076		8,87,076	8,81,850
D	Balance Being Surplus carried to General Fund		-	-	9,89,83,661	-	9,89,83,661	13,82,77,145

Note : The Accompanying Notes 11 To 21 are an integral part of the Financial Statements

Pooja R. Kundur
Finance Officer
KLE Technological University
Hubballi

Pooja R. Kundur
Registrar
KLE Technological University
Hubballi



As per our report of even date.
Chenni Associates
Chartered Accountants

S. Suresh K
CA Suresh K Chenni
Proprietor
M NO 26214 FRN 000622S
UDIN:20026214AAAAEA9156

PLACE : HUBBALLI
DATE : 24/11/2020

KLE TECHNOLOGICAL UNIVERSITY
BVB College Campus, Vidyanagar, Hubballi-31

Schedules Forming Part of Balance Sheet

SCHEDULE 1 - CORPUS

Particulars	(Amounts in Rs)	
	Current Year	Previous Year
Balance as at the beginning of the year	12,05,46,009	11,76,81,417
Add: Contributions towards Corpus	35,03,415	24,82,218
Add: Assets Transferred from BVB College (KLE Society)		3,82,374
Deduct: Asset written off during the year created out of corpus		-
BALANCE AT THE YEAR-END	12,40,49,424	12,05,46,009

SCHEDULE 2 - GENERAL FUND

Particulars	(Amounts in Rs)	
	Current Year	Previous Year
Balance as at the beginning of the year	39,92,45,994	26,09,68,849
Add: Contributions towards General Fund		-
Add: Balance of Net income transferred from the Income & Exp A/c	9,89,83,661	13,82,77,145
BALANCE AT THE YEAR-END	49,82,29,655	39,92,45,994

SCHEDULE 3 - DESIGNATED/EARMARKED FUND

Particulars	FUND WISE BREAK UP			Current Year (Total)	Previous Year (Total)
	Depreciation Reserve	Development Fund	University Endowment Fund		
a) Opening Balance of the funds	11,11,42,659	25,23,934	1,23,203	11,37,89,796	6,21,26,680
b) Additions to the funds:	-	-	-	-	-
i) Doantion/grants	-	-	-	-	-
ii) Income from investments made of the funds	-	-	-	-	-
iii) Accrued interest on investments of the funds	-	-	-	-	-
iv) Current Year Depreciation	5,86,06,184	-	-	5,86,06,184	5,07,73,290
v) Other additions (trfd. from Income & Exp A/c)	-	8,87,076	8,334	8,95,410	8,89,826
TOTAL (a+b)	16,97,48,843	34,11,010	1,31,537	17,32,91,390	11,37,89,796
c) Utilization/Expenditure towards objectives of funds	-	-	-	-	-
i) Capital Expenditure	-	-	-	-	-
- Fixed Assets	-	18,34,667	-	18,34,667	-
- Others	-	-	-	-	-
Total	-	18,34,667	-	18,34,667	-
ii) Revenue Expenditure	-	-	-	-	-
- Salaries, Wages and allowances etc.	-	-	-	-	-
- Rent	-	-	-	-	-
- Other Administration expenses	-	-	-	-	-
Total	-	-	-	-	-
TOTAL (c)	-	18,34,667	-	18,34,667	-
NET BALANCE AS AT THE YEAR-END (a+b+c)	16,97,48,843	15,76,343	1,31,537	17,14,56,723	11,37,89,796



SCHEDULE 4 - RESTRICTED FUNDS

Particulars	FUND WISE BREAK UP							(Amounts in Rs)	
	Capital Reserve	Rolling Shields & Gold Medals	Research Grants				Digital Poompuhar (DST Grant)	Current Year	Previous Year
			AICTE Grant	LA Foundation Dassault Grant - Mechanical (Virtual Reality Lab)	LA Foundation Dassault Grant - A & R (Humanoid Robot)	LA Foundation Dassault Grant - Mechanical (ASRS Project)	IHDS (DST Grant)		
a) Opening Balance of the funds	32,29,471						25,00,000	57,29,471	36,00,682
b) Additions to the funds:									
i) Donation/grants			5,56,234	10,00,000	8,50,000	8,50,000		45,06,234	25,00,000
ii) Income from investments made on account of funds (Transferred from Grant)	-	789					77,212	1,03,601	8,077
iii) Accrued interest on investments of the funds	-							789	
iv) Other additions (Trfd from Funds/Grants Account)	39,47,726							39,47,726	52,500
TOTAL (a+b)	71,77,197	2,50,789	5,56,234	10,00,000	8,50,000	8,50,000	25,77,212	1,42,87,821	61,61,259
c) Utilization/Expenditure towards objectives of funds									
i) Capital Expenditure									
- Fixed Assets	-			9,12,494				12,00,565	
- Others	-			9,12,494				-	
Total	-	-	-					21,13,059	-
ii) Revenue Expenditure									
- Salaries, Wages and allowances etc.	-							-	3,60,000
- Rent	-							-	
- Other Administration expenses (Trfd from Grant)	-							-	
Total	-	-	-					5,33,565	71,788
TOTAL (c)								5,33,565	4,31,788
NET BALANCE AS AT THE YEAR-END (a+b-c)	71,77,197	2,50,789	5,56,234	87,506	8,50,000	8,50,000	10,96,715	1,16,41,197	57,29,471



SCHEDULE 5 - LOANS/BORROWINGS**SECURED LOANS**

Particulars		(Amounts in Rs)	
		Current Year	Previous Year
1. Central Government		-	-
2. State Government (Specify)		-	-
3. Financial Institutions		-	-
a) Term Loans		-	-
b) Interest accrued and due	-	-	-
4. Banks		14,87,40,885	8,29,46,418
a) Term Loans			
-Loan From Axis Bank - 919060036575399	7,55,86,028		
-Loan From Syndicate bank-1244/989/10	3,67,01,929		
-Loan From Syndicate bank-1244/989/21	3,64,52,929		
- Interest accrued and due	-		
b) Other Loans (specify)			
- Interest accrued and due	-		
5. Other Institutions and Agencies		-	-
6. Debentures & Bonds		-	-
7. Others (Specify)		-	-
-Axis Bank OD A/c 918030049577485	2,970	2,970	
Total	-	14,87,43,855	8,29,46,418

Note: Amounts due within one year

UNSECURED LOANS

Particulars		(Amounts in Rs)	
		Current Year	Previous Year
1. Central Government		-	-
2. State Government (Specify)		-	-
3. Financial Institutions		-	-
4. Banks		-	-
a) Term Loans	-		
b) Other Loans (specify)	-		
5. Other Institutions and Agencies		-	-
6. Debentures & Bonds		-	-
7. Fixed Deposits		-	-
8. Others (Specify)		-	-
Total		-	-

Note: Amounts due within one year

SCHEDULE 6 - CURRENT LIABILITIES & PROVISIONS

Particulars	Current Year		Previous Year	
	Amount(Rs)	Amount(Rs)	Amount(Rs)	Amount(Rs)
A. CURRENT LIABILITIES				
1. Deposits from students		3,38,000		3,37,500
i. Caution Deposit	3,30,000		3,35,000	
ii. SC/ST Library Deposit	8,000		2,500	
2. Sundry Creditors		24,79,584		33,84,801
a) For Goods & Services				
i. Nikhara Motors Pvt Ltd	57,230		57,230	
ii. BVB College of Engineering & Technology			1,26,677	
iii. The Hans Hotel			64,688	
iv. The Principal, VIIT			11,800	
v. BVB - Hostel	3,69,451			
vi. Other Sundry Creditors	1,930		1,930	
vii. Hescom	9,56,865		18,46,881	
viii. Learning Candid India Pvt Ltd	11,111			
ix. PRN Infratech	15,094			
x. The Trinity Group	7,080			
b) Others				
i. Security Deposit from Contractors	10,60,823		12,75,595	
3. Advances Received				-
4. Interest Accrued but not due on:				
5. Statutory Liabilities		53,14,737		52,95,620
a) Overdue				
b) Others				
i. TDS on Professionals	2,52,115		3,86,006	
ii. TDS On Salary	28,02,559		27,11,929	
iii. TDS On Contract	81,361		1,22,924	
iv. Professional Tax	91,800		89,200	
v. ESIC	1,18,653		2,11,144	
vi. Provident Fund and admin charges	16,08,688		15,88,287	
vii. KSS Welfare Fund	75,645		72,945	
viii. KST Benefits Fund	75,645		72,945	
IX. Red Cross fees	75,645			
X. Family Benefit Fund	740			
XI. TCS	544			
XII. GST	1,31,342		40,240	



6. Other Current Liabilities		4,62,50,995		5,58,18,054
a) Salaries	1,88,77,348		1,66,47,318	
b) Scholarship Payable	2,06,93,955		3,49,64,300	
c) Group Gratuity Payable	18,73,325		13,75,956	
d) LIC Payable	6,01,062		3,89,922	
e) Refund of Fees	63,100			
f) Group Insurance	21,900		15,300	
g) Alumini Association Fees	14,01,000		12,87,000	
h) Bank Reversal	688		11,140	
i) Staff Quarters Rent	11,247		1,66,634	
j) Covid 19 Relief fund	11,98,679			
k) Staff co-operative credit society	15,08,691		9,60,484	
TOTAL (A)		5,43,83,316		6,48,35,975
B. PROVISIONS				
1. For Taxation		-		
2. Gratuity		-		
3. Superannuation/Pension		-		
4. Accumulated Leave Encashment		-		
5. Expenses Payable		-		
6. Trade Warranties/ Claims		-		
7. Others (Specify)		-		
TOTAL (B)		-		-
TOTAL (A+B)		5,43,83,316		6,48,35,975

SCHEDULE 7 - FIXED ASSETS

Particulars	Current Year		Previous Year	
	Amount(Rs)	Amount(Rs)	Amount(Rs)	Amount(Rs)
1. Tangible Assets		59,57,08,201		46,87,04,441
a) Buildings	34,33,32,743		25,49,60,639	
b) Computers and Networkings	4,22,68,044		3,94,89,711	
c) Equipments	11,89,88,964		10,17,09,739	
d) Furnitures & Fixtures	7,95,89,164		6,32,41,373	
e) Books	69,97,297		47,70,991	
h) Vehicle	45,31,987		45,31,987	
2. Intangible Assets		2,27,25,591		1,86,07,726
a) Software	2,27,25,591		1,86,07,726	
3. Capital Work-in-progress		5,89,14,758		3,22,62,592
a) Civil Renovation			38,72,966	
b) BVB Sports Arena	5,61,35,402		12,98,296	
c) CTIE Building			1,22,40,433	
d) Architecture Department Extension	27,79,356			
e) MBA Building			1,48,50,897	
Total		67,73,48,550		51,95,74,759


SCHEDULE 8 - INVESTMENTS

A) INVESTMENTS FROM EARMARKED/ENDOWMENT FUNDS

Particulars	Current Year		Previous Year	
	Amount(Rs)	Amount(Rs)	Amount(Rs)	Amount(Rs)
1. In Central Government Securities		-		-
2. In State Government Securities		-		-
3. Other approved Securities		-		-
4. Shares		-		-
5. Debentures and Bonds		-		-
6. Others		11,46,00,264		11,17,85,317
FD with Syndicate Bank Hbl -124440511564/1 (Development Fund)			3,00,897	
FD with Syndicate Bank Hbl -124440511564/2 (Development Fund)			7,83,229	
FD with Syndicate Bank Hbl -124440511564/5 (Development Fund)			6,58,650	
FD with Syndicate Bank Hbl -124440511564/7 (Development Fund)			7,81,158	
FD with Syndicate Bank Hbl -124440511564/12 (Development Fund)	8,00,000			
FD with Syndicate Bank Hbl -124440511564/11 (Development Fund)	7,76,343			
FD with Syndicate Bank Hbl -124440511550/1 (Endowment Fund)	1,31,537		1,23,203	
FD with RBL Bank Hbl -709008419844 (Rolling Shields & Gold Medals)	2,50,789			
FD with Syndicate Bank Blg 05044570000040/1 (Corpus Fund)	5,00,00,000		5,00,00,000	
FD with Syndicate Bank Blg 05044570000040/2 (Corpus Fund)	5,00,00,000		5,00,00,000	
FD with Axis Bank Hbl 920040011122408 (Corpus Fund)	20,18,020			
FD with Axis Bank Hbl 919040036506166 (Corpus Fund)	1,06,23,576			
FD with Syndicate Bank Hbl 124440511547/1 (Corpus Fund)			24,62,436	
FD with Syndicate Bank Hbl 124440511547/2 (Corpus Fund)			23,21,336	
FD with Syndicate Bank Hbl 124440511547/4 (Corpus Fund)			22,76,750	
FD with Syndicate Bank Hbl 12445190000081 (Corpus Fund)			20,77,659	
Total (A)		11,46,00,264		11,17,85,317

B) INVESTMENTS OTHERS

Particulars	Current Year		Previous Year	
	Amount(Rs)	Amount(Rs)	Amount(Rs)	Amount(Rs)
1. In Central Government Securities		-		-
2. In State Government Securities		-		-
3. Other approved Securities		-		-
4. Shares		-		-
5. Debentures and Bonds		-		-
6. Others (to be specified)		-		-
Total (B)		-		-
TOTAL (A+B)		11,46,00,264		11,17,85,317



SCHEDULE 9 - CURRENT ASSETS


Particulars	Current Year		Previous Year	
	Amount(Rs)	Amount(Rs)	Amount(Rs)	Amount(Rs)
1. Stock:		-		-
2. Sundry Debtors:	5,55,970	5,55,970	44,781	44,781
3. Cash balances in hand (including cheques/drafts & imprest)		-		-
4. Bank Balances (to be further classified as pertaining to earmarked fund or otherwise)		11,93,00,080		9,69,60,901
a) With scheduled Banks:				
- In Current Accounts				
SBI Current A/C No: 17330	5,47,635.64		3,75,469	
SBI Current A/C No: 17523	16,484		43,574	
SBI Current A/C No: 17409	16,905		63,372	
SBI Current A/C No: 17001	14,746		39,895	
SBI Current A/C No: 17125	35,077		85,773	
SBI Current A/C No: 17205	1,27,264		1,83,622	
SBI Current A/C No: 64210970983	8,983		23,612	
- In Term deposit Accounts				
- In Savings Accounts				
Earmarked/Designated Funds				
Syndicate Bank A/c No. 201/19313	21,964		25,431	
Syndicate Bank A/c No. 201/19293	1,156		1,118	
Syndicate Bank A/c No. 201/19309	4,130		1,158	
Syndicate Bank A/c No. 201/41186	610			
Syndicate Bank A/c No. 201/41190	98,301			
Syndicate Bank A/c No. 201/39116	10,15,295			
Syndicate Bank A/c No. 201/41100	7,72,757			
General				
Syndicate Bank A/c No. 201/18548	27,792		12,83,790	
Syndicate Bank A/c No. 201/9267	3,71,47,674		91,96,589	
Syndicate Bank A/c No. 201/17082	27,16,781		8,41,476	
Syndicate Bank A/c No. 201/17078	19,23,223		7,59,032	
Syndicate Bank A/c No. 201/17097	83,336		71,819	
Syndicate Bank A/c No. 201/17102	26,25,205		10,57,097	
Syndicate Bank A/c No. 201/9271	14,77,734		82,78,564	
Syndicate Bank A/c No. 201/25284	3,20,725		4,41,376	
Syndicate Bank A/c No. 201/24920	65,49,210		3,49,21,310	
Syndicate Bank A/c No. 201/32745	15,65,190		1,64,660	
Syndicate Bank A/c No. 201/28111	1,26,336		9,22,589	
Syndicate Bank A/c No. 201/30572			-	
Syndicate Bank A/c No. 201/32750	7,73,064		13,479	
Syndicate Bank A/c No. 201/32764	2,245		1,29,878	
Syndicate Bank A/c No. 201/32779	4,680		10,469	
Syndicate Bank A/c No. 201/32783	19,640		15,935	
Syndicate Bank A/c No. 201/39192	41,872		-	
Syndicate Bank A/c No. 201/36260	11,610		2,894	
Syndicate Bank A/c No. 201/33506	24,13,443		16,06,716	
Syndicate Bank A/c No. 201/33530	14,76,894		36,249	
Axis Bank A/c No. 916010057762037	2,31,49,672		1,17,88,143	
Axis Bank A/c No. 917010033263038	26,67,927		4,26,332	
Axis Bank A/c No. 917010033247007	24,77,684		4,19,535	
Axis Bank A/c No. 917010032209198	28,517		1,68,010	
Axis Bank A/c No. 917010033168344	15,68,775		4,16,636	
Axis Bank A/c No. 918010081355326	44,02,415		16,05,232	
Axis Bank A/c No. 917010032128129	62,31,761		61,320	
Axis Bank A/c No. 918010081432960	1,55,92,093		-	
Axis Bank OD A/c No. 918030049577485			799	
HDFC Bank A/c No 50100247372203	4,54,388		4,50,848	
Ratnakar Bank A/c No. 309003292994	7,38,887		2,10,27,099	
b) With non-scheduled Banks:				
- In Current Accounts				
- In Term deposit Accounts				
- In Savings Accounts				
5. Post Office- Savings Accounts		1,19,540		1,08,600
6. Rent Receivable		4,81,06,003		3,46,49,511
7. Fees and Scholarship Receivable		8,71,162		14,23,809
7. Electricity & Water Charges Receivable				
TOTAL		16,89,52,756		13,31,87,602



SCHEDULE 10 - LOANS, ADVANCES & DEPOSITS

Particulars	Current Year		Previous Year	
	Amount(Rs)	Amount(Rs)	Amount(Rs)	Amount(Rs)
1. Advances to employees: (Non-interest bearing)				
a) Advance to staff for office expenses	10,90,317	10,90,317	10,73,062	10,73,062
2. Long Term Advances to employees: (Interest bearing)		-		-
3. Advances and other amounts recoverable in cash or in kind or for value to be received:		2,00,10,181		20,27,497
<u>Advance To contractors</u>				
a) Amog Enterprises	55,000			
b) Applied RealTech Systems India Pvt Ltd			5,98,497	
c) SkyKrafts Aerospace Pvt Ltd	4,00,000		4,00,000	
d) Unitech Infraventures			10,00,000	
e) Crisil Ltd	61,360			
f) Measure India Corporation Pvt Ltd	97,800			
g) New Homes Infrastructure	1,82,00,000			
h) National Collection of Industrial Microorganisms	42,775			
i) Nugenix	5,44,273			
j) Shri Venkateshwara Electricals	3,00,000			
k) Society of Civil Engineering	1,90,000			
l) The Flags and Signage Pvt Ltd	40,000			
m) The New India Assurance Co Ltd	49,584			
n) Sundry Advances	29,389		29,000	
4. Prepaid expenses		-	2,81,718	2,81,718
5. Deposits	5,02,250	5,02,250	5,02,250	5,02,250
6. Income Accrued		-		
a) On Investments from Earmarked/Endowment Funds				
b) On Investments - Others				
c) On Loans and Advances				
d) Others (includes income due unrealised- Rs)				
7. Other Receivable		2,59,99,852		1,86,61,458
i) TDS & TCS	24,78,033		32,45,784	
ii) KLE CTIE	88,56,272		40,42,508	
iii) BVB College of Engineering & Technology	54,666		59,16,790	
iv) KLE Society	3,12,941		24,00,488	
v) State Govt Grant for Salary Receivable	21,01,712			
vi) State Govt Grant for EL, Superannuation, Arrears Etc Receivable	1,20,71,268		28,76,818	
vii) Other Receivables	1,24,960		1,79,070	
TOTAL		4,76,02,600		2,25,45,985

Pooja. R. Kunchori
 Finance Officer
 KLE Technological University
 Hubballi

As per our report of even date.
Chennai Associates
 Chartered Accountants

Suresh K
 Registrar
 KLE Technological University
 Hubballi
 CA Suresh K Chennai
 Proprietor
 M NO 26214 FRN 000622S
 UDIN:20026214AAAAEA9156

PLACE : HUBBALLI
 DATE : 24/11/2020

KLE TECHNOLOGICAL UNIVERSITY
BVB College Campus, Vidyanagar, Hubballi-31

Schedules Forming Part of Income & Expenditure Account

SCHEDULE 11-ACADEMIC RECEIPTS

Particulars	Current Year		Previous Year	
	Amount(Rs)	Amount(Rs)	Amount(Rs)	Amount(Rs)
Fees From Students				
Academic				
1. Tuition Fees	55,15,79,604		49,18,90,138	
2. Registration Fees	50,71,000		53,80,000	
3. NASA Fees	5,63,000		4,56,000	
4. Specific Fees By Govt	16,81,880		16,72,520	
5. E-Learning Fees	25,20,500		24,33,000	
6. Specific Fees By University	89,44,330		85,22,270	
7. University Fees	6,47,500		6,57,500	
8. Course Re-Registration and Revaluation Fees etc	94,00,910		75,67,310	
9. UG Minor Programme - Tuition Fees	4,90,000		16,40,000	
10. UG Minor Programme - Exam Fees	55,000		82,500	
11. UG Minor Programme - Specific Fees by University	55,000		82,500	
12. PHD Tuition Fees	12,46,500		13,40,000	
13. PHD Exam Fees	1,14,000		1,81,500	
14. PHD Registration Fees			1,09,000	
15. PHD Comprehensive VIVA fees	2,40,000			
16. Bachelor of Science	18,90,000		16,41,000	
17. Media Certificate Course	20,000		1,72,358	
18. PG Diploma Exam fees	15,000		36,000	
19. PG Diploma Tuition Fees	3,00,000		6,05,000	
20. PG Diploma University Registration Fees	10,000		24,000	
Total (A)		58,48,44,224		52,44,92,596
Examinations				
1. Annual Examination Fees	1,41,86,000		1,37,66,400	
Total (B)		1,41,86,000		1,37,66,400
Other Fees				
1. Other Fees	8,46,84,617		8,12,12,800	
2. Tablet, Drawing Tool Fees, Admission Kits	18,90,600		25,60,500	
3. Eligibility Fees	3,44,100		2,61,400	
Total (C)		8,69,19,317		8,40,34,700
Sale of Publications				
1. Sale of PHD Application Forms			1,35,000	
Total (D)				1,35,000
GRAND TOTAL (A+B+C+D)		68,59,49,541		62,24,28,696

SCHEDULE 12-GRANTS & DONATIONS

Particulars	Current Year	Previous Year
	Amount(Rs)	Amount(Rs)
1. Central Government		
a) Digital Poompuhar Revenue Grant (Transferred to the Extent Utilised)	2,02,720	
b) IHDS Revenue Grant (Transferred to the Extent Utilised)	2,27,243	
2. State Government(s)		
a) State Government Salary Grant	9,88,73,140	9,84,60,747
b) BISEP Grant	6,00,000	4,50,000
3. Government Agencies		
4. Institutions/Welfare Bodies		
5. International Organisations		
6. Others (Specify)		
a) LA Foundation Dassault Systemes	6,000	
TOTAL	9,99,09,104	9,89,10,747



SCHEDULE 13- INCOME FROM INVESTMENTS

Particulars	Current Year	Previous Year
	Amount(Rs)	Amount(Rs)
Investment from Earmarked/Endowment Fund		
1. Interest		
a) On Govt. Securities		
b) Other Bonds/Debentures		
c) FD Interest :		
-Corpus Fund	73,87,915	83,88,467
-Development Fund	1,27,070	1,14,935
-University Endowment Fund	8,334	7,976
-Rolling Shields & Gold Medals	789	
d) SB Interest from:		
-Corpus Fund	17,519	2,972
-Development Fund	4,355	140
-University Endowment Fund	38	38
2. Income Received		
a) Each fund separately		
3. Income accrued		
a) Each fund separately		
4. Others (Specify)		
TOTAL	75,46,019	85,14,527

SCHEDULE 14- OTHER INCOME

Particulars	Current Year		Previous Year	
	Amount(Rs)	Amount(Rs)	Amount(Rs)	Amount(Rs)
A. Income from Land & Building (Rent)	11,84,319	11,84,319	8,35,624	8,35,624
B. Sale of Institute's publications				-
C. Income from Holding Events				-
D. Interest on Term Deposits		31,48,657		22,89,485
a) With Scheduled Banks	31,48,657		22,89,485	
b) With Non- Scheduled Banks				
c) With Institutions				
d) Others				
E. Interest on Savings Accounts		49,91,883		47,10,415
a) With Scheduled Banks	49,91,883		47,10,415	
b) With Non- Scheduled Banks				
c) With Institutions				
d) Others				
F. Interest on Loans				
G. Interest on Debtors & Other Receivables				
H. Others		71,70,795		33,29,071
1. Miscellaneous Receipts	8,05,613		1,27,603	
2. Consultancy Revenue	32,41,969		29,73,468	
3. Research & Development - Revenue	31,23,213		2,28,000	
TOTAL		1,64,95,654		1,11,64,595

SCHEDULE 15 - STAFF PAYMENTS & BENEFITS

Particulars	Current Year		Previous Year	
	Amount(Rs)	Amount(Rs)	Amount(Rs)	Amount(Rs)
a) Salaries & Wages				
Teaching Staff	32,28,18,114		27,82,97,809	
Non - Teaching Staff	7,39,91,950	39,68,10,064	6,84,01,245	34,66,99,054
b) Contribution to provident fund Employer Share & Admin Charges		96,28,859		90,25,277
c) Contribution to ESIC Employer Share		11,77,815		14,66,502
d) Group Gratuity		1,96,21,363		1,58,62,118
e) Honorarium to Visiting Staff		26,81,097		29,70,590
TOTAL		42,99,19,198		37,60,23,541



SCHEDULE 16 - ACADEMIC EXPENSES

Particulars	Current Year		Previous Year	
	Amount(Rs)	Amount(Rs)	Amount(Rs)	Amount(Rs)
a) Seminar/ Workshop				
b) Payment to visiting Faculty				
c) Examination		2,03,22,311		1,41,91,998
d) Publications		13,75,851		3,40,614
e) Others (specify)		2,80,48,605		3,47,93,098
i. Hand Book	14,87,426		13,30,099	
ii. Identity Card expenses	2,10,340		2,17,714	
iii. Student Development	64,83,811		64,26,170	
iv. Faculty Development	26,82,375		56,02,907	
v. Drawing Tool, Admission Kits etc	17,78,861		15,12,312	
vi. TA DA to Visiting Faculty	86,555		66,508	
viii. Other Academic Expenses	22,15,053		21,34,380	
ix. E-Learning Resources	45,94,068		27,62,974	
x. Foreign Collaboration	1,82,844		14,13,158	
xi. Students Events and Activities	83,27,272		1,33,26,876	
TOTAL		4,97,46,767		4,93,25,710

SCHEDULE 17 - ADMINISTRATIVE & GENERAL EXPENSES

Particulars	Current Year		Previous Year	
	Amount(Rs)	Amount(Rs)	Amount(Rs)	Amount(Rs)
a) Electricity & Water		1,12,55,487		1,03,33,732
b) Rent, rates & Taxes		22,73,274		23,56,302
c) Postage & Telegram		91,885		1,01,166
d) Telephone & Internet Charges		45,24,357		37,14,336
e) Printing & Stationery		17,09,532		9,90,512
f) Professional Charges		5,02,193		7,48,586
g) Advertisement & Publicity		1,31,60,668		94,14,279
h) Others		3,46,45,126		3,62,85,597
i. Consumables	1,00,68,617		1,16,74,445	
ii. Insurance of students	62,92,350		77,08,232	
iii. Security Charges	1,00,26,601		73,46,931	
iv. Placement and Training Expenses	21,24,325		18,57,263	
v. Meeting Expenditure	13,63,481		17,07,072	
vi. TA/DA To Staff	6,59,300		6,35,567	
vii. Consulancy Expenses	15,24,337		19,71,601	
viii. Miscellaneous Expenses	22,67,391		31,35,486	
ix. Refund of Fees - Vidya Poshak	2,00,000		1,20,000	
x. Refund/Cancellation of fees credited earlier	1,18,723		30,000	
xi. Medical Expenses			99,000	
i) Depreciation (As per Sch-17A)		5,86,06,184		5,07,73,290
TOTAL		12,67,68,706		11,47,17,800

SCHEDULE 18 - TRANSPORTATION EXPENSES

Particulars	Current Year		Previous Year	
	Amount(Rs)	Amount(Rs)	Amount(Rs)	Amount(Rs)
1. Vehicles (owned by University)				
a) Running Expenses	6,99,175		7,23,404	
b) Repairs & Maintenance	2,90,894		1,95,735	
c) Insurance expenses	1,02,284	10,92,353	94,222	10,13,361
2. Vehicles taken on rent/ lease				
a) Rent/lease expenses	99,024	99,024		-
TOTAL		11,91,377		10,13,361



SCHEDULE 19 - REPAIRS & MAINTENANCE

Particulars	Current Year		Previous Year	
	Amount(Rs)	Amount(Rs)	Amount(Rs)	Amount(Rs)
a) Building		1,60,90,174		90,97,298
b) Furniture & Fixtures		5,77,395		1,91,925
c) Plant & Machinery		-		-
d) Office Equipments		-		-
e) Cleaning Material & Services		-		-
f) Others				
i. Software Maintenance	86,48,321		67,75,403	
ii. Campus and Garden Maintenance	4,17,90,118		2,18,05,731	
iii. Computer/Equipment Maintenance	14,30,796		21,83,354	
iv. Electrical Maintenance	34,00,623	5,52,69,858	13,94,275	3,21,58,763
TOTAL		7,19,37,427		4,14,47,986

SCHEDULE 20 - FINANCE COSTS

Particulars	Current Year		Previous Year	
	Amount(Rs)	Amount(Rs)	Amount(Rs)	Amount(Rs)
a) Interest on fixed Loans		-		-
b) Interest on Term Loan		1,15,57,954		78,64,583
c) Bank charges		84,232		31,114
d) Others (Specify)		17,45,292		15,77,729
i) Loan Processing Charges	8,21,128		4,91,971	
ii) OD Processing Charges	1,40,226		4,07,740	
iii) Interest on OD Account	7,83,938		6,78,018	
TOTAL		1,33,87,478		94,73,426

SCHEDULE 21 - OTHER EXPENSES

Particulars	Current Year		Previous Year	
	Amount(Rs)	Amount(Rs)	Amount(Rs)	Amount(Rs)
a) Research and Development		1,35,66,090		73,67,551
i) Consumables	21,33,820		10,88,148	
ii) Miscellaneous Expenses	4,33,955		3,35,940	
iii) Other R & D Projects	22,12,326		7,11,783	
iv) Salary	29,26,002		27,25,025	
v) Incentives	3,50,000		4,18,885	
vi) Workshops & Seminars	32,64,177		6,12,713	
vii) Paper Presentations	1,42,486		17,056	
viii) Patents			96,840	
ix) Software Maintenance (AMC)	7,75,705		6,61,174	
x) Testing & Analysis	1,73,774		3,84,987	
xi) E Learning Resources	11,53,845			
xii) Refund of PHD Fees			3,15,000	
TOTAL		1,35,66,090		73,67,551

As per our report of even date.

Chennai Associates


Chartered Accountants

Pooja R. Kandas

Finance Officer
KLE Technological University
Hubballi

Pooja R. Kandas

Registrar
KLE Technological University
Hubballi



S. Suresh K
CA Suresh K Chennai
Proprietor

M NO 26214 FRN 000622S
UDIN:20026214AAAAEA9156

PLACE : HUBBALLI
DATE : 24/11/2020

KLE TECHNOLOGICAL UNIVERSITY
BVB College Campus, Vidyanagar, Hubballi-31

Details Of Fixed Assets And Depreciation As on 31st March 2020

Description	GROSS BLOCK				DEPRECIATION				NET BLOCK		(Amount in Rs)		
	Cost/Valuation as at beginning of the year	Additions during the year		Deduction during the year	Cost/Valuation at the year end 31-03-20	As at the beginning of the year	On additions During the year	On deduction s during the year	Depreciation as on 31-3-20(A)	Total Depreciation (A+B)		As on 31-03-2020	As on 31-03-2019
		Up to 30/09/2019	After 01/10/2019										
I. Land:													
a) Freehold	-				-	-	-	-	-	-	-	-	-
b) Leasehold	-				-	-	-	-	-	-	-	-	-
II. Buildings:													
a) On Freehold Land													
b) On Leasehold Land													
1) Automobile Dept 1st Floor	90,83,102				90,83,102	6,58,968			6,58,968	24,93,423	31,52,391	59,30,711	65,89,679
2) Learning Factory	36,91,636				36,91,636	2,87,298			2,87,298	81,65,53	1,10,59,51	25,85,695	28,72,983
3)KLE Technological University Building	8,26,01,241	3,09,756	26,51,328		8,55,62,325	64,32,303	1,63,542		65,95,845	1,82,78,212	2,48,74,057	6,06,88,268	6,43,23,026
4)Architecture Dept 1st Floor	1,64,87,497				1,64,87,497	13,20,922			13,20,922	45,99,203	45,99,203	1,18,88,294	1,32,09,216
5)Civil Department 1st Floor	29,33,967				29,33,967	2,25,769			2,25,769	6,76,279	9,02,048	20,31,919	22,57,688
6)PG Block 1st Floor	47,12,980				47,12,980	3,63,477			3,63,477	10,78,209	14,41,686	32,71,294	36,34,771
7) E & C Building	5,52,93,466	35,510	2,83,687		5,56,12,663	47,30,405	17,735		47,48,140	79,89,418	1,27,37,558	4,28,75,105	4,73,04,048
8) E & E Building	20,73,616				20,73,616	1,75,114			1,75,114	3,22,473	4,97,587	15,76,029	17,51,143
9) Biotech Dept Lab	14,93,886		1,12,446		16,06,332	1,27,591	5,622		1,33,214	2,17,973	3,51,187	12,55,145	12,75,913
10) Canteen	8,67,607				8,67,607	74,180			74,180	1,25,803	1,99,983	6,67,624	7,41,804
11) Civil Department 2nd Floor	53,40,848				53,40,848	4,58,136			4,58,136	7,59,484	12,17,620	41,23,228	45,81,364
12) MCA Computer Lab	8,23,626				8,23,626	67,002			67,002	1,53,602	2,20,604	6,03,022	6,70,024
13) Borewell	5,21,980	79,928	13,216		6,15,146	44,617	8,654		53,270	75,812	1,29,082	4,86,042	4,46,168
14) MCA Building	1,82,326				1,82,326	14,768			14,768	34,642	49,410	1,32,916	1,47,684
15) Ceer Lab RHK	21,67,222	4,06,381	31,000		26,04,603	2,05,886	42,188		2,48,074	1,08,361	3,56,435	22,48,168	20,58,861
16)Clite Building	6,31,35,353	95,15,606	19,31,474		7,45,82,433	59,97,859	10,48,134		70,45,993	31,56,768	1,02,02,761	6,43,79,672	5,99,78,585
17)Flag Post	5,12,826				5,12,826	48,719	19,882		68,600	25,641	94,241	6,17,405	4,87,185
18)Gymkhana Renovation	6,86,503		6,20,130		13,06,633	65,218	31,007		96,224	34,325	1,30,549	11,76,084	6,52,178
19)New Exam section	15,10,732				15,10,732	1,43,520			1,43,520	75,537	2,19,057	12,91,675	14,35,195
20) PG Building	8,40,225				8,40,225	68,058			68,058	1,59,642	2,27,700	6,12,525	6,80,583
21) Civil Renovation	1,65,82,800				1,65,82,800	8,29,140			8,29,140		8,29,140	1,57,53,660	
22) Campus Roads	2,41,862				2,41,862	3,85,161			3,85,161		3,85,161	70,76,188	
23) MBA Building	3,12,67,348				3,12,67,348	15,63,367			15,63,367		15,63,367	2,97,03,981	
24) Motorsports Track	26,20,846				26,20,846		1,31,042		1,31,042		1,31,042	24,89,804	
25) CTIE Building	1,31,19,153				1,31,19,153	6,55,958			6,55,958		6,55,958	1,24,63,195	
20) Mechanical Department Lift	11,31,327				11,31,327	56,566			56,566		56,566	10,74,761	
c) Ownership Flats/Premises													
d) Superstructures on Land not belonging to educational Institutions													
III. Plants, machinery & equipment													
IV. Vehicle	9,84,80,268	35,18,977	1,16,47,189		11,36,46,434	1,17,16,792	14,01,386		1,31,18,178	2,03,68,322	3,34,86,500	8,01,59,934	7,81,11,946
V. Furniture & Fixtures	45,31,987				45,31,987	4,98,808			4,98,808	12,06,603	17,05,411	28,26,576	33,25,384
VI. Office Equipment	6,32,41,373	58,59,959	1,04,87,832		7,95,89,164	52,77,077	11,10,388		63,87,464	1,04,70,602	1,68,58,066	6,27,31,098	5,27,70,771
VII. Computer	3,94,89,710	4,91,104	22,87,230		4,22,68,044	51,19,839	6,53,888		57,73,727	2,66,90,113	3,24,63,840	98,04,204	1,27,99,597
VIII. Electric Installations													
IX. Library books	47,70,991	7,22,501	15,03,805		60,97,297	7,08,512	5,89,761		12,98,274	29,99,711	42,97,985	26,99,312	1,71,280
X. Tube wells & Water supply	1,86,07,726	30,65,860	10,52,005		2,27,25,591	36,25,182	14,36,745		50,61,927	95,44,770	1,46,06,697	81,18,894	90,62,956
XI. Software													
XII. Other fixed Assets													
a) Equipments out of Grants	32,29,471				32,29,471							53,42,530	32,29,471
A. TOTAL	48,73,12,167	2,44,46,263	10,66,75,362		61,84,33,792	4,84,56,020	1,01,50,166		5,86,06,184	11,11,42,659	16,97,48,843	44,86,84,949	37,61,69,508
XII. Capital work-in-progress													
a)CTIE Building	1,22,40,433				1,31,19,153								1,22,40,433
b)MBA Building	1,48,50,897	21,86,390	1,42,30,061		3,12,67,348								1,48,50,897
c)Architecture Dept Extension		4,65,597	23,13,759		27,79,356								27,79,356
d)Civil Renovation	38,72,966	23,74,811	1,03,35,023		1,65,82,800								38,72,966
e)Sports Arena	12,98,296				3,990								12,98,296
B. NET WORK-IN-PROGRESS	3,22,62,592	50,30,788	8,25,90,679		5,89,14,758							5,61,35,402	3,22,62,592
TOTAL (A+B)	51,95,74,759	2,94,77,051	18,92,66,041		67,73,48,550	4,84,56,020	1,01,50,166		5,86,06,184	11,11,42,659	16,97,48,843	50,75,99,707	40,84,32,100



Notes to statement of Accounts:

1. Bank Guarantee of Rs. 5 Crores is given by Syndicate Bank, Nehru Nagar, Belagavi.
2. Corpus fund mentioned in schedule 1 is another name for Permanent Statutory Endowment Fund.
3. Details of Research and Development Expenditure for current year is as below:

Particulars	Amount (Rs)	Particulars	Amount (Rs)
1.Revenue Generation		4.Revenue Expenditure	
Conference Revenue	26,97,221	Consumables	21,33,820
Consultancy Revenue	8,43,400	Miscellaneous Expenses	4,33,955
Workshop Revenue	1,00,992	Other R & D Projects	22,12,326
Total	36,41,613	Salary	29,26,002
2.Research Grants Received		Incentives	3,50,000
LA Foundation Dassault	27,00,000	Workshops & Seminars	32,64,177
AICTE	5,56,234	Paper Presentations	1,42,486
IHDS (DST Grant)	10,00,000	E-Learning Resources	11,53,845
Total	42,56,234	Software Maintenance (AMC)	7,75,705
3.Capital Expenditure		Testing & Analysis	1,73,774
Equipments	56,62,422		
Computers	44,500		
Equipments out of Grants	21,13,059		
Total	78,19,981	Total	1,35,66,090

Pooja R. Kendri
 Finance Officer
 KLE Technological University
 Hubballi

Pooja R. Kendri
 Registrar
 KLE Technological University
 Hubballi

As per our report of even date.
 Chennai Associates
 Chartered Accountants



Suresh K Chenni
 CA Suresh K Chenni
 Proprietor
 M NO 26214 FRN 000622S
 UDIN:20026214AAAAEA9156

PLACE : HUBBALLI
DATE : 24/11/2020