

EXAMINATION SECTION

Guidelines to the students of II sem MCA End Semester Assessment August 2021

1. End Semester Assessment Examinations of II Sem MCA. will be conducted from 18th August 2021

2. ESA question papers for courses will be for 100 marks covering the entire syllabus but it will be set in two parts keeping in mind the data pack limitation expressed by many students. ESA of each course will have TWO parts, Part-I and Part-II.

Part-I examination will be conducted in Morning session and Part-II examination of the same course will be conducted in afternoon session.

i. The students have to take both part-I and Part-II exam of the course compulsorily. If student takes only Part-I or Part-II exam of the course his/her performance is considered as Null and Void.

ii. Students Should contact through mobile to examination in charge / Course coordinator in case an issue which hinders students to write exams.

iii. Students Should present in MS teams keeping Turn-on mode as well as in Exam.net platform for through out exam duration. In case students not present either of platforms exam in charge / invigilators/coordinators authorized to take appropriate decisions.

iv. Students should Join the meeting on MS teams as Mentioned in the time table. Students are not allowed to join once the examination starts.

EXAMINATION SECTION

3. Question Paper Pattern is as follows.

PART-I (Morning Session)

Duration: 1hr 30 min

Max. Marks: 50

Note: i) Answer any TWO full questions from Q. No. 1, 2 & 3 and ONE full question from Q. No. 4 & 5

Q.No.	Question	Marks	Remarks
1	a	(10Marks)	Three Questions of 20 marks each from Unit-I
	b	(10Marks)	
2	a	(10Marks)	
	b	(10Marks)	
3	a	(10Marks)	
	b	(10Marks)	
4		(10Marks)	One Question of 10 marks from 1 st chapter of Unit-III
5		(10Marks)	One Question of 10 marks from 2 nd chapter of Unit-III

PART-II (Evening Session)

Duration: 1hr 30 min

Max. Marks: 50

Note: i) Answer any TWO full questions from Q. No. 6, 7 & 8 and ONE full question from Q. No. 9 & 10

Q.No.	Question	Marks	Remarks
6	a	(10Marks)	Three Questions of 20 marks each from Unit-II
	b	(10Marks)	
7	a	(10Marks)	
	b	(10Marks)	
8	a	(10Marks)	
	b	(10Marks)	
9		(10Marks)	One Question of 10 marks from 1 st chapter of Unit-III
10		(10Marks)	One Question of 10 marks from 2 nd chapter of Unit-III

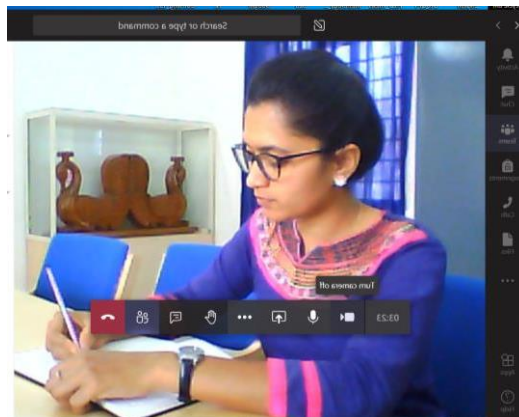
Note: Number of Sub question is as per lesson plan.

EXAMINATION SECTION

4. Make proper table and chair arrangement in a silent room.
5. Must have one **Laptop (with camera)** and one **smart phone** compulsorily (with QR code App in Smart phone and at least **2 GB free memory space**, sufficient data pack at least 3 Gb) with **good Internet connectivity**.
6. Microsoft teams and exam.net platforms are used to conduct ESA exams

About examination platforms: Two platforms are used for conducting examinations, 'MS Teams' and 'Exam.net'. 'MS Teams' is used for monitoring students' physical activities and 'Exam.net' is used for Question paper sharing and submitting the answer documents.

- I. **Microsoft Teams:** - 'MS Teams' is used for proctoring (monitoring) the examinations. The student has to login in MS Teams, 30 minutes before the commencement of examinations. Login into the respective channels allocated to students as communicated by Controller of Examination one day prior to the examination. Students are supposed to turn on the cameras (Position yourself properly in front of the camera as shown in figure) by muting the audio.




II.Exam.net is used for writing the **descriptive** examination; Students are informed to be present on login page, 10 minutes before the start of the exam. Examination key will be shared 05 minutes before the start of the examination by the invigilators in the camera of MS Teams platform.

EXAMINATION SECTION

7. Open the exam.net and enter the exam key provided by invigilator, **TYPE the First and Last name in CAPITAL LETTERS** and enter **Student ID as SRN (for example 01FE20MCA001)**
8. Strictly follow the instructions given by the Proctor (Invigilator) during the examination.
9. Show your college **Identity card / hall ticket /Driving Licensee/Aadhar card** to the invigilator through Microsoft teams
10. Use A4 size white sheets (not ruled sheets) **ONLY** for writing the exams.
11. Students are not to minimize the screen while taking exam. The screen will be automatically locked and screen will be unlocked by mentioning the reason for minimizing screen. This information needs to be brought to the notice of invigilator.
12. If you open **another browser** while taking examination then it will be considered as 'Malpractice' and will be referred to the "**Mal Practice Committee (MPC)**"
13. **Plagiarism** check will be done by the system itself. Person who has copied and from whom it is copied both will be referred to the **MPC and action will be taken on both.**
14. Scan and upload the answer papers with proper position and background as shown in figure. If there are any issues during the examination, communicate immediately to the respective invigilator.

EXAMINATION SECTION

15. Answer sheets need to be scanned in portrait style plain background (as shown below) for uploading in 'exam.net'.



16. For uploading of scanned answer pages, additional **30 minutes** are allotted to all the students.
17. Write SRN, subject code on Top right corner and page numbers on bottom right corner ex: - **Page 01/06,02/06.....Page 06/06**. Ensure that all the answer sheets are uploaded before pressing the "SUBMIT" button on exam.net.
18. **Makeup exam of ESA- courses** will be conducted once the lockdown period is over for all the students who remain absent or fail to take proctored examination due to technical problem.

--Sd--

Controller of Examinations

EXAMINATION SECTION

Guidelines to the students of II sem M.Tech End Semester Assessment August 2021

- 1. End Semester Assessment Examinations of II Sem M. Tech will be conducted from 17th to 30th August 2021**
- 2. ESA question papers for courses will be for 100 marks covering the entire syllabus but it will be set in two parts keeping in mind the data pack limitation expressed by many students. **ESA of each course will have TWO parts, Part-I and Part-II.****

Part-I examination will be conducted in Morning session and Part-II examination of the same course will be conducted in afternoon session.

 - i. The students have to take both part-I and Part-II exam of the course compulsorily. If student takes only Part-I or Part-II exam of the course his/her performance is considered as Null and Void.**
 - ii. Students Should contact through mobile to examination in charge / Course coordinator in case an issue which hinders students to write exams.**
 - iii. Students Should present in MS teams keeping video Turn-on mode as well as in Exam.net platform throughout exam duration. In case students not present either platform exam in charge /invigilators/coordinators authorized to take appropriate decisions.**
 - iv. Students should Join the meeting on MS teams as Mentioned in the time table. Students are not allowed to join once the examination starts.**

EXAMINATION SECTION

3. Question Paper Pattern is as follows.

PART-I (Morning Session)

Duration: 1hr 30 min

Max. Marks: 50

Note: i) Answer All full questions from Q.No. 1, 2, 3, 4, 5 and 6 and ONE full question from Q. No. 7 & 8

PART-I			Marks	Remarks
1			(05 Marks)	Questions to be set from Entire Syllabus of 5 Marks each
2			(05 Marks)	
3			(05 Marks)	
4			(05 Marks)	
5			(05 Marks)	
6			(05 Marks)	
7			(20 Marks)	Questions to be set from Entire Syllabus of 20 Marks each
8			(20 Marks)	Questions to be set from Entire Syllabus of 20 Marks each

PART-II (Evening Session)

Duration: 1hr 30 min

Max. Marks: 50

Note: i) Answer All full questions

PART_II			Marks	Remarks
9			(10 Marks)	Questions to be set from entire syllabus
10			(10 Marks)	
11			(10 Marks)	
12			(10Marks)	
13			(10Marks)	

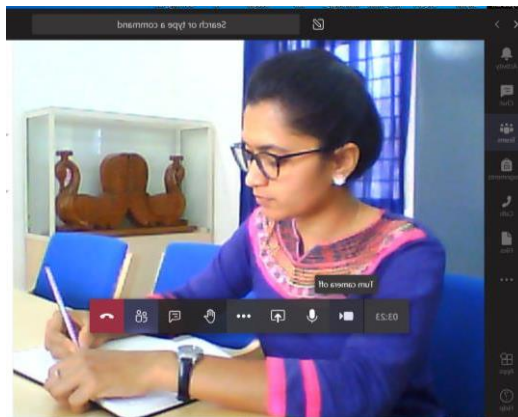
Note: Number of Sub question is as per lesson plan.

EXAMINATION SECTION

4. Make proper table and chair arrangement in a silent room.
5. Must have one **Laptop (with camera)** and one **smart phone** compulsorily (with QR code App in Smart phone and at least **2 GB free memory space**, sufficient data pack at least 3 Gb) with **good Internet connectivity**.
6. Microsoft teams and exam.net platforms are used to conduct ESA exams

About examination platforms: Two platforms are used for conducting examinations, 'MS Teams' and 'Exam.net'. 'MS Teams' is used for monitoring students' physical activities and 'Exam.net' is used for Question paper sharing and submitting the answer documents.

- I. **Microsoft Teams:** - 'MS Teams' is used for proctoring (monitoring) the examinations. The student has to login in MS Teams, 30 minutes before the commencement of examinations. Login into the respective channels allocated to students as communicated by Controller of Examination one day prior to the examination. Students are supposed to turn on the cameras (Position yourself properly in front of the camera as shown in figure) by muting the audio.



EXAMINATION SECTION

II.Exam.net is used for writing the **descriptive** examination; Students are informed to be present on login page, 10 minutes before the start of the exam. Examination key will be shared 05 minutes before the start of the examination by the invigilators in the camera of MS Teams platform.

7. Open the exam.net and enter the exam key provided by invigilator, **TYPE the First and Last** name in **CAPITAL LETTERS** and enter **Student ID as**

SRN (for example 01FE20AM001)

8. Strictly follow the instructions given by the Proctor (Invigilator) during the examination.

9. Show your college **Identity card / hall ticket /Driving Licensee/Aadhar card** to the invigilator through Microsoft teams

10. Use A4 size white sheets (not ruled sheets) **ONLY** for writing the exams.

11. Students are not to minimize the screen while taking exam. The screen will be automatically locked and screen will be unlocked by mentioning the reason for minimizing screen. This information needs to be brought to the notice of invigilator.


12. If you open **another browser** while taking examination then it will be considered as 'Malpractice' and will be referred to the "**Mal Practice Committee (MPC)**'

13. **Plagiarism** check will be done by the system itself. Person who has copied and from whom it is copied both will be referred to the **MPC and action will be taken on both.**

14. Scan and upload the answer papers with proper position and background as shown in figure. If there are any issues during the examination, communicate immediately to the respective invigilator.

EXAMINATION SECTION

15. Answer sheets need to be scanned in portrait style plain background (as shown below) for uploading in 'exam.net'.



16. For uploading of scanned answer pages, additional **30 minutes** are allotted to all the students.
17. Write SRN, subject code on Top right corner and page numbers on bottom right corner ex: - **Page 01/06,02/06.....Page 06/06**. Ensure that all the answer sheets are uploaded before pressing the "SUBMIT" button on exam.net.
18. **Makeup exam of ESA- courses** will be conducted once the lockdown period is over for all the students who remain absent or fail to take proctored examination due to technical problem.

--Sd--

Controller of Examinations